


8

English

Quarter 1 – Module 2 Writing Bibliography



English – Grade 8
Alternative Delivery Mode
Quarter 1 - Module 2: Writing Bibliography
First Edition, 2020

Republic Act 8293, section 176 states that: No copyright shall subsist in any work of the Government of the Philippines. However, prior approval of the government agency or office wherein the work is created shall be necessary for exploitation of such work for profit. Such agency or office may, among other things, impose as a condition the payment of royalties.

Borrowed materials (i.e., songs, stories, poems, pictures, photos, brand names, trademarks, etc.) included in this book are owned by their respective copyright holders. Every effort has been exerted to locate and seek permission to use these materials from their respective copyright owners. The publisher and authors do not represent nor claim ownership over them.

Published by the Department of Education
Secretary: Leonor Magtolis Briones
Undersecretary: Diosdado M. San Antonio

Development Team of the Module

Writer: Denise Jane A. Leyson

Editors: Milaluna Manatad, Genalyn M. Dispo, Venus Sheila O. Ayado

Reviewers: Gladys S. Asis, Maria Dinah D. Abalos, Ivy I. Naparan,
Concepcion P. Cagulada, Pepsi C. Lopez, Ma.Fe C. Climaco,
Rucien Willa A. Galinato, Maricyl A. Feliza, Imie Concepcion C. Valdez,
Anselmo S. Osoros Jr., Joshua L. Albia

Illustrator: Gil C. Dayot Jr.

Layout Artist: John Eric S. Bual

Management Team: Francis Cesar B. Bringas
Isidro M. Biol, Jr.
Maripaz F. Magno
Josephine Chonie M. Obseñares
Bebelyn C. Corvera
Donald D. Orbillos
Israel B. Reveche

Printed in the Philippines by _____

Department of Education – Caraga Region

Office Address: Learning Resource Management Section
Teacher Development Center
J.P. Rosales Avenue, Butuan City, Philippines 8600
Telefax: (085) 342-8207/ (085) 342-5969
E-mail Address: caraga@deped.gov.ph

English

Quarter 1 – Module 2
Writing Bibliography

Introductory Message

For the facilitator:

Welcome to the **English 8** Alternative Delivery Mode (ADM) Module 2 on **Writing Bibliography!**

This module was collaboratively designed, developed and reviewed by public educators to assist you, the teacher or facilitator, in helping the learners meet the standards set by the K to 12 Curriculum while overcoming their personal, social, and economic constraints in schooling.

This learning resource hopes to engage the learners into guided and independent learning activities at their own pace and time. Furthermore, this also aims to help learners acquire the needed 21st century skills while taking into consideration their needs and circumstances.

As a facilitator, you are expected to orient the learners on how to use this module. You also need to keep track of the learners' progress while allowing them to manage their own learning. Furthermore, you are expected to encourage and assist the learners as they do the tasks included in the module.

For the learner:

Welcome to the **English 8** Alternative Delivery Mode (ADM) Module on **Writing Bibliography!**

The hand is one of the most symbolized part of the human body. It is often used to depict skill, action and purpose. Through our hands we may learn, create and accomplish. Hence, the hand in this learning resource signifies that you, as a learner, is capable and empowered to successfully achieve the relevant competencies and skills at your own pace and time. Your academic success lies in your own hands!

This module was designed to provide you with fun and meaningful opportunities for guided and independent learning at your own pace and time. You will be able to process the contents of the learning resource while being an active learner.

This module has the following parts and corresponding icons:



What I Need to Know

This will give you an idea of the skills or competencies you need and are expected to learn in the module.



What I Know

This part includes an activity that aims to check what you already know about the lesson to take. If you get all the answers correct (100%), you may decide to skip this module.



What's In

This is a brief drill or review to help you link the current lesson with the previous one.



What's New

In this portion, the new lesson will be introduced to you in various ways such as a story, a song, a poem, a problem opener, an activity or a situation.



What is It

This section provides a brief discussion of the lesson. This aims to help you discover and understand new concepts and skills.



What's More

This comprises activities for independent practice to solidify your understanding and skills of the topic. You may check the answers to the exercises using the Answer Key at the end of the module.



What I Have Learned

This includes questions or blank sentence/paragraph to be filled in to process what you learned from the lesson.



What I Can Do

This section provides an activity which will help you transfer your new knowledge or skill into real life situations or concerns.



Assessment

This is a task which aims to evaluate your level of mastery in achieving the learning competency.



Additional Activities

In this portion, another activity will be given to you to enrich your knowledge or skill of the lesson learned. This also leads towards retention of learned concepts.



Answer Key

This contains answers to all activities in the module.

At the end of this module you will also find:

References

This is a list of all sources used in developing this module.

The following are some reminders in using this module:

1. Use the module with care. Do not put unnecessary mark/s on any part of the module. Use a separate sheet of paper in answering the exercises.
2. Don't forget to answer *What I Know* before moving on to the other activities included in the module.
3. Read the instructions carefully before doing each task.
4. Observe honesty and integrity in doing the tasks and in checking your answers.
5. Finish the tasks at hand before proceeding to the next.
6. Return this module to your teacher/facilitator once you are through with it.

If you encounter any difficulty in answering the tasks in this module, do not hesitate to consult your teacher or facilitator. Always bear in mind that you are not alone.

We hope that through this material, you will experience meaningful learning and gain deep understanding of the relevant competencies. You can do it!



What I Need to Know

If you were given an assignment or research by your teacher, where do you usually refer to? Do you read books or visit the internet right away? In doing so, do you pay attention to the information of the source like the author or the title of the book you referred to?

In this module, you will learn about the importance and the different ways of citing or recognizing the sources of information through writing a bibliography.

In the process, you are to do different activities to recognize the important parts of the sources where you can commonly get information from, such as books, newspapers, and other print and online sources.

The most essential learning competency covered in this module is *use conventions in citing sources*, **EN8SS-IIIg-1.6.4**.

Objectives:

As a learner of this module, you are expected to:

1. define key concepts of bibliography;
2. identify the bibliographic parts of a printed or online source;
3. give importance of citing sources; and,
4. use various conventions in citing sources.



What I Know

To test what you already knew about bibliography writing, answer the pretest below. Take note of the items that you did not correctly answer and discover the right answer as you go through this module.

Read the questions carefully and choose the letter of the correct answer. Write your answers on a separate sheet of paper.

1. When a learner is required to do research on his/her assignment, which of the following should be the most appropriate action?
A learner...
 - A. posts his/her question on Ask.com and waits for someone to answer it.
 - B. does the research on the internet and directly copies what is immediately posted on Google.
 - C. gets information from various websites and acknowledges the author by writing the sources found.
 - D. waits for his/her classmates to do their assignment first so he/she could copy it.
2. The word "bibliography" originated from the Greek words '*biblion*' meaning a book and '*graphia*' meaning to _____.
 - A. copy
 - B. listen
 - C. read
 - D. write
3. Which of the following print materials refers to a scholarly published periodical containing articles written by researchers, professors, and other experts?
 - A. books
 - B. journals
 - C. magazines
 - D. newspapers
4. Which of the following refers to any materials or information taken from the internet?
 - A. Instagram
 - B. online
 - C. social media
 - D. YouTube
5. What punctuation is used to separate the information in a bibliography entry?
 - A. comma
 - B. exclamation point
 - C. period
 - D. quotation mark
6. What does the Latin phrase **et al.** mean?
 - A. among others
 - B. and others
 - C. for example
 - D. with others
7. Which part of a report can bibliography be found? It can be found in the _____.
 - A. middle of a research
 - B. last page of a research
 - C. beginning of a research
 - D. introduction part of a research

8. Which should NOT be a purpose for creating an annotated bibliography? It should not be created to _____.
- A. avoid plagiarism
 - B. help other researchers
 - C. burden writers in doing their research
 - D. show respect to the author of the source used
9. Which of the following statements is TRUE about bibliography? It is a _____.
- A. sample of books to read later
 - B. list of sources used in a research
 - C. place to go and check out books
 - D. list of books students need to buy
10. Why is it important to cite the sources of information that you used in your research? It is important because it _____.
- A. gives credit to the author
 - B. is required by the teacher
 - C. is generally a part of an essay
 - D. shows you made an effort in doing your assignment
11. One of the reasons why a learner needs to cite sources of information used in his/her research is to show his/her credibility as a writer. This means that the learner_____.
- A. made his/her own research
 - B. used reliable information in his/her research
 - C. copied his/her work from his/her classmates
 - D. read a lot of books to include in his/her research
12. Maria is annotating or marking a book source which she used for her report in Human Body Parts. In which part of the book can she find the year of publication?
- A. back cover
 - B. cover page
 - C. copyright page
 - D. table of contents
13. What is wrong with the format of this sample annotated bibliography entry in Chicago Standard Format?

Ferrer, Loisa. "Women in the Philippines: Inspiring and Empowered." *Filipina Society*. Accessed July 8, 2011.
<https://filipinasociety.org/philippines/women-philippines-inspiring-and-empowered>.

- A. the proper indention
- B. the proper punctuations
- C. the format of the date accessed
- D. the way the author's name is written

14. Which of the following bibliography entries contain a complete information of the source?
- A. Amparo, Elmer. *The Government of Early Philippine Society*. Lipad Publishing Group.
 - B. Pamano, Alma, and Burdeos, Kris. "The Beautiful Islands of Dinagat." *One Mindanao*.
 - C. Yagong, Michelle and Pineda Afonso. "Festivals in the Philippines."
 - D. Zapico, Leo. "First Filipino Bags Gold in Olympics." National Press, August 17, 2018.
15. Which of the following is an example of a correct bibliography entry?
- A. DESOLO, Christian. "Preventing COVID-19 in Your Household". *Philippine Health Bureau*. July 17, 2020.
<https://philhealthbureau.org/philippines/preventing-covid19-in-your-household>
 - B. **Desolo, Christian**. "Preventing COVID-19 in Your Household". *Philippine Health Bureau*. July 17, 2020.
<https://philhealthbureau.org/philippines/preventing-covid19-in-your-household>
 - C. Desolo, Christian. "Preventing COVID-19 in Your Household". *Philippine Health Bureau*. July 17, 2020.
<https://philhealthbureau.org/philippines/preventing-covid19-in-your-household>
 - D. Desolo, Christian. "Preventing COVID-19 in Your Household". **Philippine Health Bureau**. July 17, 2020.
<https://philhealthbureau.org/philippines/preventing-covid19-in-your-household>

Lesson

1

Writing Bibliography

In this module, you will learn about writing bibliography. It is important to know about this topic to help you in your academic journey.



What's In

In your past lesson, you learned about context clues and its types which help you sharpen your word-attack skills. Let us recall your knowledge by answering the short drill below.

Activity 1. Let's Review

Read the sentences carefully and determine the meaning of the underlined word through context clues. Write the letter of your answer on a separate sheet of paper.

1. In doing your research paper, you have to make sure that you use information taken from reliable sources.
A. common
B. intelligent
C. trustworthy
D. understandable
2. Scholarly published articles are good sources of reliable information.
A. academically
B. professionally
C. timely
D. wisely
3. If you have taken an information from a certain website, do not forget to cite it in your paper as your source.
A. acknowledge
B. appreciate
C. discuss
D. underline
4. You can be easily accused of plagiarizing other author's work if you will not cite your sources.
A. copying
B. repeating
C. robbing
D. stealing
5. One way of citing your sources is to include a bibliography of these sources in a separate page of your research paper.
A. copy of other studies
B. list of scientific research
C. worksheet of different sources
D. list of related sources of information

Note that in the activity you have just answered, you came across these phrases:

- use information taken from *reliable sources*
- *cite* your sources
- include a *bibliography* of these sources

When doing a research or assignment, is it really important to use reliable information? Do we really need to cite the source of information? How will we do it?



What's New

If you were asked to do a research work on stories of Filipino women, how will you find a reliable source of information about the topic? Will you search it on the internet or visit the library to find appropriate books? In doing so, do you closely look at the parts or details of the sources that you use?

This part of the module will lead you to an initial understanding of the importance of looking at the parts or details of a source. Look at the text below. Study and analyze it.

Perez, Belinda and Abuzo, Natalia. *Proud Pinay: Inspirational Stories of Filipino Women*. Cebu: Perlas Publishing House, 2006.

- What is the complete title of the book?
- How many authors are there in the book?
- What is the name of the publisher?
- Where was the book published?

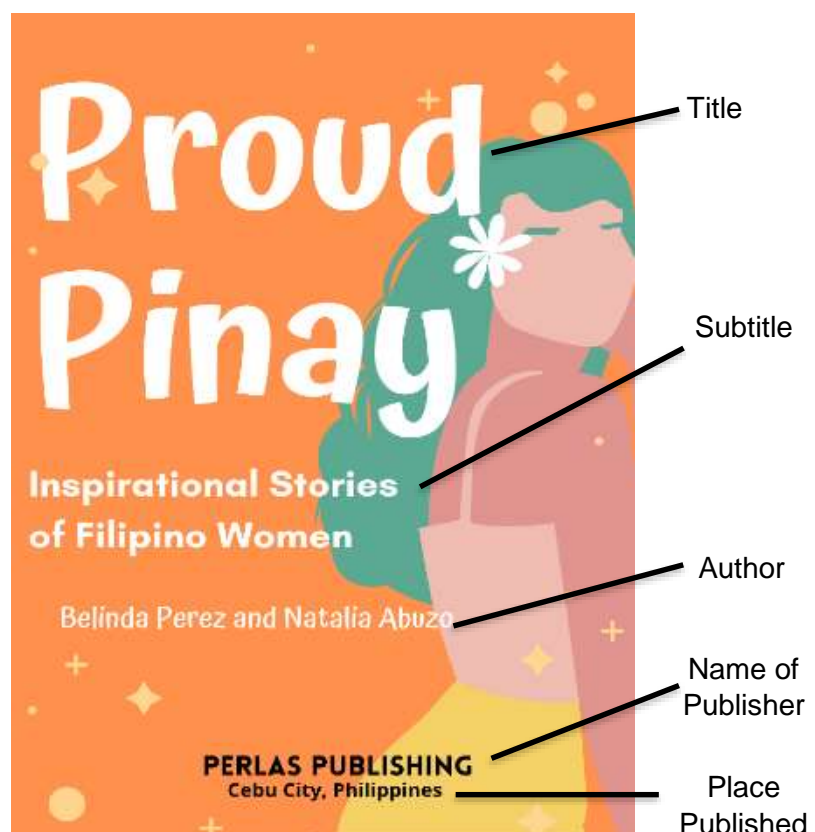


Illustration 1: Illustrated by the author. Names mentioned in the illustration are fictional.



What is It

In the previous part of the module, you have seen an illustration of a cover page of a book and its parts. Do you think it is important to take note of these information and cite them in your research?

When you do your research, you need to cite or list your sources. Whenever you take specific facts, ideas, or quotations from a book, magazine, newspaper, or other sources, you make sure to cite the source.

Here are some important reasons why you need to cite or list the sources:

- It gives credit to the authors.
- It provides you and the reader with more information about the sources.
- It shows the writer's credibility, referring to whether his/her sources are reliable.
- It prevents plagiarism, an act of stealing someone else's ideas and presenting them as your own.

Look at the sample text inside the box. How many sources do you see? One way of citing your sources is through listing them on a separate page of your research paper. This page is what we call a bibliography.

Bolante, Christopher. *Expressing One's Self Through Literature*.
Binyan: Bughaw Publishing, Inc., 2017.

Conrado, Jasmine. "Overcoming Challenges." *Self-Discovery Magazine*, May 2018.

Durante, May. "Effects of Collaborative Activities in Improving Overall Performance." *Child Learning*. December 22, 2018.

<http://childlearning/articles/effects-of-collaborative-activities-in-improving-overall-performance>

What is a Bibliography?

A **bibliography** is taken from the Greek word '*biblion*' which means 'book' and '*graphia*' which means 'to write.' A bibliography contains an alphabetical list of sources like books, periodicals, and websites used by the writer or researcher.

A research paper should contain a bibliography written on a separate page and should be located at the end of the paper. Each entry uses a hanging indentation, also known as a second line indentation.

There are many styles or formats in citing or listing sources, depending on the subject. The three main citation styles are the following:

The **American Psychological Association (APA) Style** which is used in social and behavioral sciences.

The **Modern Language Association (MLA) Style** which is used for writing papers on literature and related subjects like theater or film.

The **Chicago Manual of Style (CMOS)** which is often used in many academic fields, especially in the humanities and social sciences.

In this module, we will follow the bibliography annotation standard specified in **Chicago Manual of Styles 17th Edition**.

These are the types or formats of sources of information: print and online.

A. Print Sources. These are sources that have been published in printed format, such as books and periodicals.

1. Books. These are the most common and reliable sources of information. This is the sample format of writing a book bibliography.

Author's last name and first name. *Title of Book: Subtitle.* Place of publication: Name of Publisher. Year of publication.

Books with One Author

Cruz, Lourdes. *Language and Literature: Grade 8 Learners' Textbook.*
Quezon City: Cruz Publishing House, Inc., 2015.

Books with Two to Ten Authors

Cruz, Lourdes, Dy, Armando, Perez, Jose and Rubio, Nancy. *Language and Literature: Grade 8 Learners' Textbook.* Quezon City: Cruz Publishing House, Inc., 2015.

Chapter in a Book

Cruz, Lourdes. "South-East Asian Literature." In *Language and Literature: Grade 8 Learners' Textbook*, 30-47. Quezon City: Cruz Publishing House, Inc., 2015.

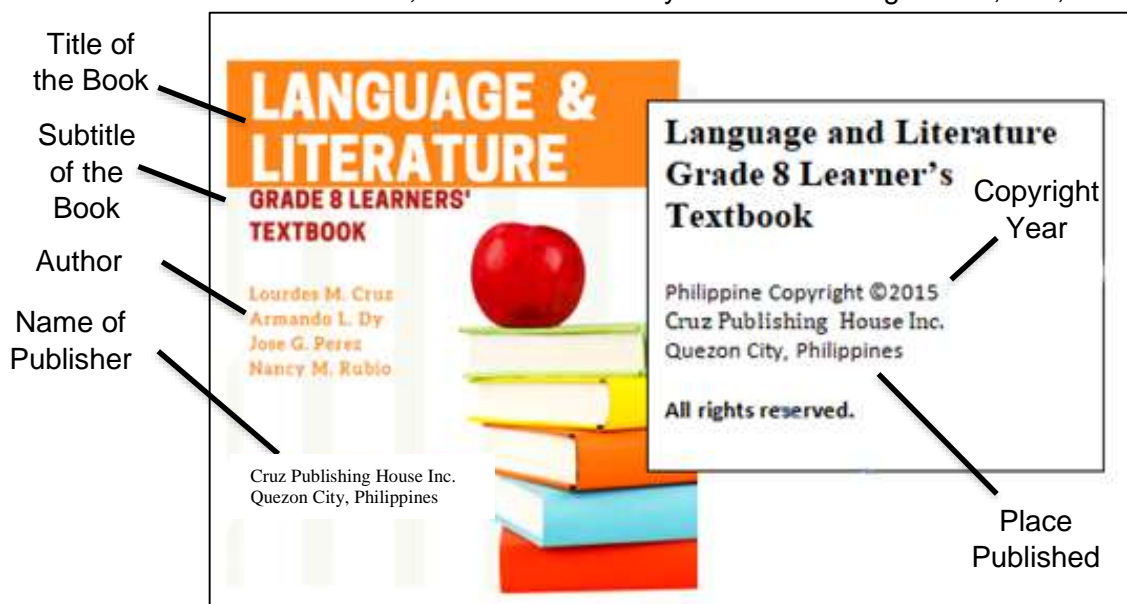


Illustration 2: Illustrated by the author. Names mentioned in the illustration are fictional.

Tip: Two or more authors should be listed in the order as they appear as authors, and not necessarily alphabetically. For sources with **more than ten authors**, include only the first seven in the bibliography followed by *et al.* — a Latin phrase which means ‘and others’.

2. Periodicals. These are magazines, scholarly journals, newspapers, and newsletters published at regular intervals. Publication dates are essential when citing periodical sources.

2.1 Journal. It is a scholarly published periodical containing articles written by researchers, professors, and other experts.

This is the sample format of writing a journal bibliography:

Author’s last name and first name. “Title of Article”. *Journal Title*,
Issue information.

Martinez, Juana. “Distance Learning Amidst COVID-19.” *Journal of Studies in Philippine Education* 10, no. 2 (2019): 23-35.

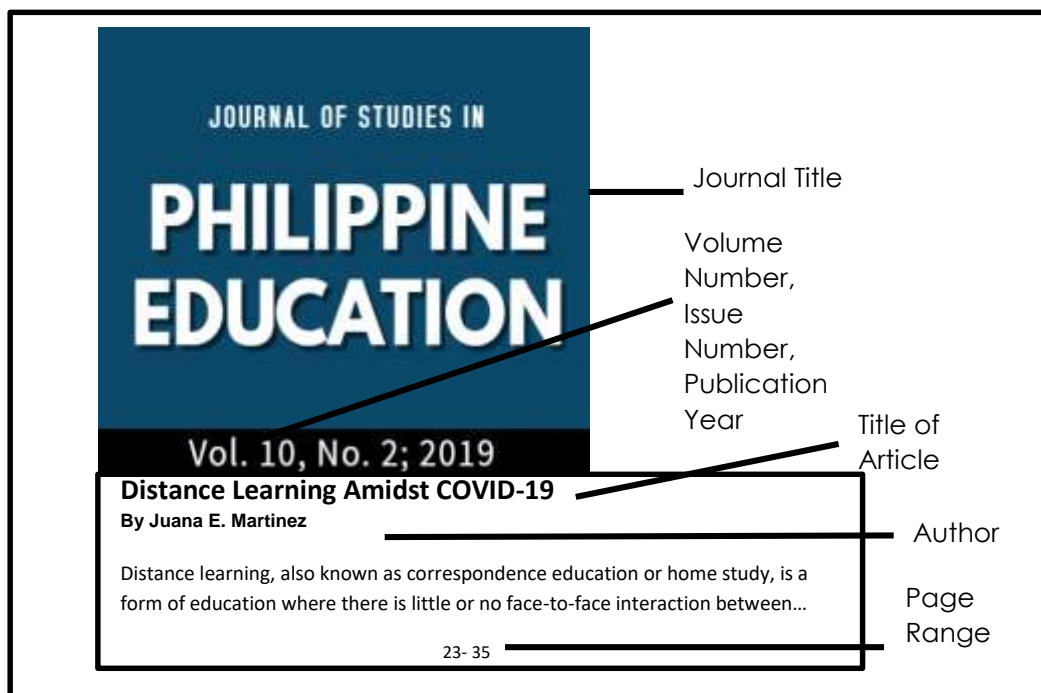


Illustration 3: Illustrated by the author. Names mentioned in the illustration are fictional.

2.2. Magazine. It is a periodical publication that contains stories, essays, pictures, and the like, usually published every week or month.

What follows is the sample format of writing a magazine bibliography:

Author’s last name and first name. “Title of Article”. Magazine Title,
Issue Date.

Alisbo, Thea. "Finding New Hobbies in Time of Quarantine." *Young Mind Creatives*, June 2020.




Illustration 4: Illustrated by the author. Names mentioned in the illustration are fictional.

2.3. Newspaper. It is a periodical that is printed and distributed usually daily or weekly containing news, opinions, features, and advertisements.

This is the sample format of writing a newspaper bibliography:

Author's last name and first name. "Title of Article". Newspaper name.
Month, Day, and Year.

Paran, Leonardo. "Filipino student bags trophy in International Quiz Bee." *Caraga Sinag Press*, July 17, 2018.

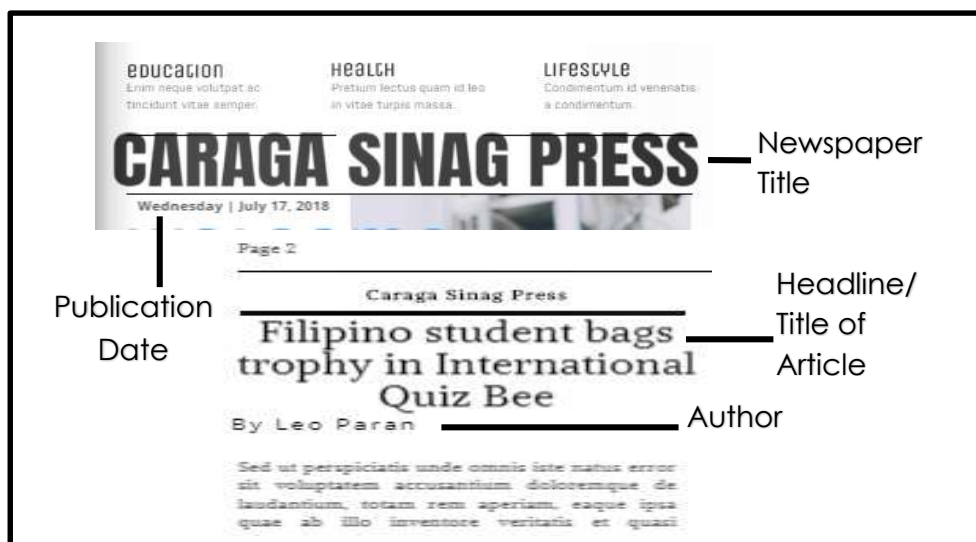


Illustration 5: Illustrated by the author. Names mentioned in the illustration are fictional.

B. Online Sources. These refer to any materials or information taken from the internet. Other terms for online sources are ‘electronic sources’, ‘web sources’ and ‘internet sources.’

1. Website. This refers to the collection of files and related resources accessible through the World Wide Web and organized under a domain name.

This is the sample format of writing a website bibliography:

Author’s last name and first name. “Page Title.” *Website Title*,
Published Date/Access Date. URL.

Orcullo, Ramon Jr. “Solid Faith.” *Department of Education Caraga Region*, June 2, 2020. <http://caraga.deped.gov.ph/solid-faith/>



Source: caraga.deped.gov.ph

2. E-Books. These are books that are read on a computer or electronic devices. They are cited exactly as a printed book with the addition of a format at the end of the citation: Kindle, PDF, EPUB, etc. If books are referred online, include the URL at the end of the citation.

This is the sample format of writing an e-book bibliography:

Author’s last name and first name. *Title of Book*. Place of publication:
Name of Publisher. Year of publication. Format **OR** URL

Solis, Anna May, Dela Cruz, Christopher, and Dizon, Jane. *How to Improve Your Reading Skills*. Manila: TIM’s Publishing Company, 2018. epub.

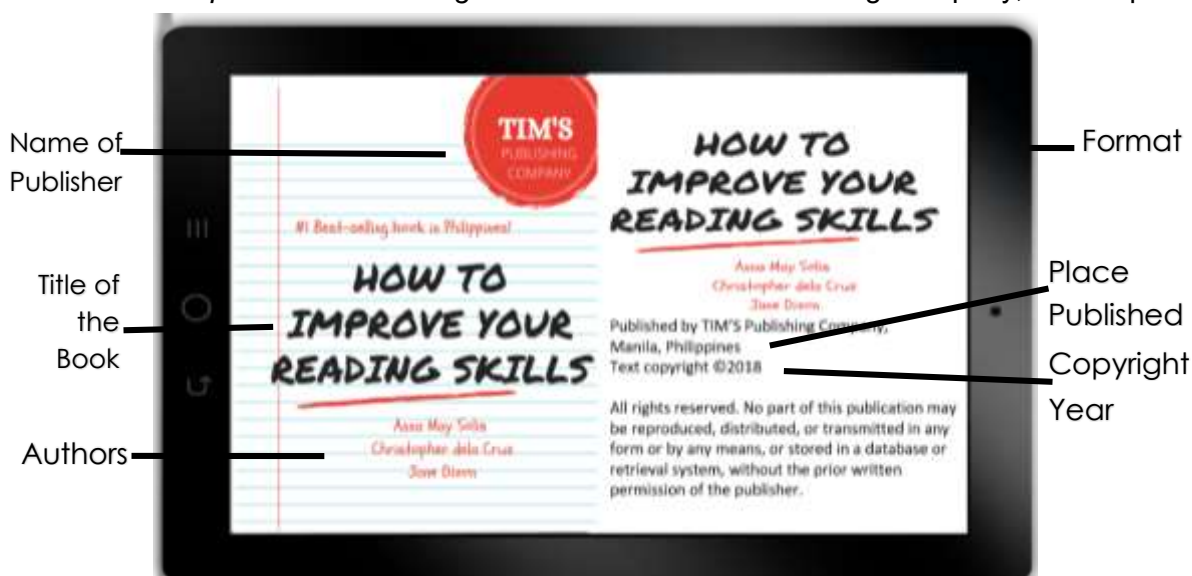


Illustration 6: Illustrated by the author. Names mentioned in the illustration are fictional.

3. Online Journals. These are journals read from digital libraries or online databases.

This is the sample format of writing an online journal bibliography:

Author's Surname, First Name. "Article Title." *Journal Title* Volume, no. Issue (Year): Page range of article. URL of journal article webpage **OR** Name of database.

Soriano, Pamela, Villame, Rovi Gem, Calumba, Kriza Faye, Alviola, Juma Novie, Delima, Aileen Grace, Alviola, Pedro IV, and Bayoga, Emma Ruth. "Utilization Of 'Alugbati' (*Basella Alba L.*) Leaves Powder to Increase Vitamin A Content of Fresh Egg Noodles." *Philippine Journal of Science* 149, no. 2 (2020): 273-281. <http://philjournalsci.dost.gov.ph/97-vol-149-no-2-june-2020/1185-utilization-of-alugbati-basella-alba-l-leaves-powder-to-increase-vitamin-a-content-of-fresh-egg-noodles>

The image shows a screenshot of the Philippine Journal of Science website. Labels on the left side of the screenshot point to the following elements:

- URL:** Points to the browser address bar showing the journal's website URL.
- Journal Title:** Points to the main title 'Philippine Journal of Science' on the page header.
- Volume No., Issue No., Page Range, Publication Date:** Points to the journal information: 'Philippine Journal of Science 149 (2): 273-281, June 2020'.
- Title of the Article:** Points to the article title: 'Utilization of 'Alugbati' (*Basella alba L.*) Leaves Powder to Increase Vitamin A Content of Fresh Egg Noodles'.
- Author:** Points to the author list: 'Pamela C. Soriano¹, Rovi Gem E. Villame¹, Kriza Faye A. Calumba^{1*}, Juma Novie A. Alviola¹, Aileen Grace D. Delima², Pedro A. Alviola IV³, and Emma Ruth V. Bayogan²'.

Source: philjournalsci.dost.gov.ph

4. Online Magazine and Online Newspaper. These are the online versions of magazines and newspaper. Both sources have the same format in writing a bibliography entry.

This is the sample format of writing an online magazine and newspaper bibliography:

Author's last name, first name. "Article Title." *Newspaper/Magazine Title*, Month Day, Year. URL.

Online Magazine:

Bautista, John Michael. "Homeschooling: How to be the best tutor to your kids." *Filipino Magazine*, May 19, 2020. <https://www.filipinomag.com/parenting/homeschooling-how-to-be-the-best-tutor-to-your-kids/>



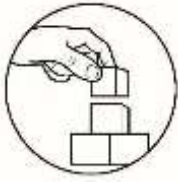
Illustration 7: Illustrated by the author. Names mentioned in the illustration are fictional.

Online Newspaper:

Orcullo, Ramon. "MisOr remains COVID-19 free, DOH." *Sinag Press*, June 14, 2020. <https://sinagpress/news/2020/6/14/misor-remains-covid-19-free-doh.html>



Illustration 8: Illustrated by the author. Names mentioned in the illustration are fictional.



What's More



To solidify your understanding and skills of the topic, below are series of activities that will enrich your mastery of the lesson in writing bibliography.

The first activity is a mystery bibliography entry. To unlock the secret, you must solve first the riddle below to get all the bibliographic information.

Activity 1. Solve the Riddle

Uncover the mystery bibliography entry by solving the riddle, then answer the questions that follow. Write your answer on a separate sheet of paper.

Bibliography Riddle

The author of t**H**e source is named after a flow**E**r quite popular to **M**any lovers. She also has the same family name of that Filipino singer wh**O** sang the popular OPM song titled "Tala".

The source was published**D** by a press company nam**E**d after**R** the little brow**N** mammal with very big eyes whic**H** can b**E** found in Bohol and other**R** areas in Visayas.

You can find that pr**E**ss company in the city otherwi**S**e known as The Durian Capital **O**f the Philippines, and the home of Mt. Apo.

Its copyright year is the same year the **F**irst President from Mindanao was elec**T**ed.

For you to kn**O**w the title of the source, you need**D** to look at **A**ll the words written. Are there letters that stand out? Arrange them and **Y**ou will find out.

G _ _ o _ _ m _ , _ _ _ e . T _ _ M _ _ _ n
H _ r _ e _ _ f T _ _ _ y . D _ _ _ a _ :
T _ r _ i _ r Press company . 2 _ 1 _ .

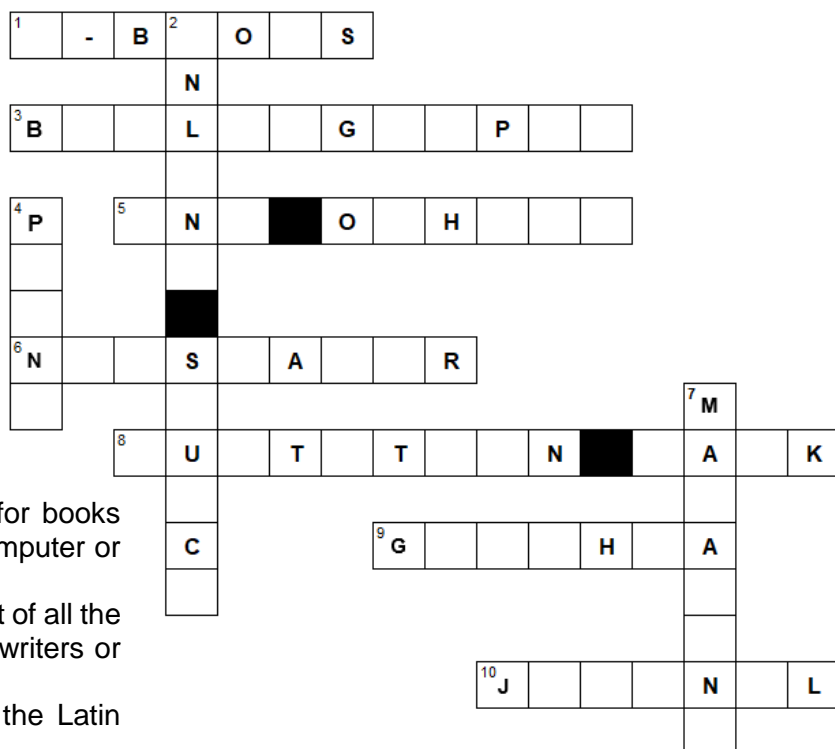
Assessment 1. Look Closely

Answer the following questions. Write your answer on a separate sheet of paper.

1. What was the first information of the source mentioned in the riddle?
2. In what paragraph number was the copyright year mentioned?
3. Based on the format of the bibliography entry, what type of source of information is referred to?
4. Which lines of the bibliography were indention applied?
5. To separate the place of publication from the name of the publisher, what punctuation should be used?

Activity 2. Solve that Puzzle

Use the clues below to fill in the crossword puzzle. Write your answers on a separate sheet of paper.



HORIZONTAL

1. This is a term used for books that are read on a computer or electronic devices.
3. It is an alphabetical list of all the sources used by the writers or researchers.
5. It is the meaning of the Latin phrase 'et al.'
6. It is a periodical that contains news, opinions, etc., and is printed and distributed usually daily or weekly.
8. It is the punctuation mark that separates the title of the article from periodicals.
9. A Greek word for 'to write'
10. It is a scholarly published periodical containing articles written by researchers, professors, and other experts.

VERTICAL

2. This refers to the source of any materials or information taken from the internet.
4. These are sources that have been published in printed format, such as books and periodicals.
7. It is a periodical containing stories, essays, pictures, etc., that is usually published every week or month.

- Which item mentioned in the crossword puzzle is an example of an online source?
- Which item numbers refer to the definition of a bibliography?

Assessment 2. Let's Practice

Arrange and write the following list of sources or references to form a correct bibliography. Write your answer on a separate sheet of paper.

1. Book

Mega Publishing Inc.
Metro Manila
2014
Jose Rizal: A Genius and National Hero
Gregorio F. Timong, Juana Impaz

2. Journal

Maria Aquino, Soledad Santos, Jose Cruz,
Journal Social Studies
The advancement of Women Empowerment in the Philippines
Volume No. 8 Issue No. 1
Publication Year 2011
Page Range: 54-58

3. Magazine

Mabuhay Philippines
The Ruins in Bacolod City
January 2018
Antonio Miranda

4. Online Newspaper

Melissa Luz Lopez
Quarantine rules for provinces may be relaxed further after June 15 –
Roque
<https://www.cnnphilippines.com/news/2020/6/8/provinces-modified-GCQ-maybe-relaxed-June-15.html>
June 8, 2020

5. Website

Fe Durango
Strong Faith
Serving Others as Serving God
March 8, 2016
<https://www.strongfaith.net/serving-others-as-serving-god>

Activity 3. Fill Me Out

Fill in the missing information to complete the format of each source.

1. Books:

Burgos, Charity, and Nolyuga, Mark. *Learning the English Language for Filipino Students*. Cebu: Tamaraw Publishing, Inc., 2015

Author's last name, First name. Title of book. _____ :
Name of Publisher, Year of publication

2. Journal:

Janiola, Bernard. "Improving Critical Thinking Skills Through Multi-Media." *Research Journal of Filipino Educators* 10, no. 2 (2017): 21-28.

Author's last name, First name. "Article Title". _____ .
Volume number, Issue number (Year): Page(s).

3. Online Magazine:

Guzon, Ben. "Wildlife travel: What animals can I see in The Philippines?" *Wild Life Philippines*, January 10, 2016.
<https://phwildlife.com/wildlife-travel-what-animals-can-i-see-in-the-philippines/>

Author's last name, First name. "Article Title". Magazine Title,
_____. URL

4. Website:

Cupay, Ryan. "How to Improve Communication." World English International Executive Coaching, Accessed June 11, 2019.
<https://ph.asiatatler.com/life/how-to-avoid-covid-19-tips-to-stay-sanitised>

Author Surname, First Name. "Title of Page." Title or Owner of Site.
_____. URL

5. Online Newspaper:

Bautista, Dessy and Lopez, Melissa. "TIMELINE: How Philippines is Handling COVID-19." *CNN Philippines*, Apr 21, 2020.
<https://cnnphilippines.com/news/2020/4/21/interactive-timeline-PH-handling-COVID-19.html>

Author Surname, First Name. "Title of Article." Title of Newspaper.
Date published. _____. URL

Assessment 3. Correct It!

Identify the errors in the bibliography below. Write your suggestions on how to correct the errors on a separate sheet of paper.

Bibliography

Zamboanga, Mary Cris. *Enriching One's Values Through GMRC*. Butuan: Balanghai Publishing Inc.

Cabonce, Cerina. Cultivating Filipino Values Among Young Learners Using Traditional Games. *Journal in Philippine Culture* 10, no. 2 (2017): 26-28.

Luzon, Ben. Festivals and Celebrations in Northern Philippines. *Loving Philippine Heritage Magazine*, January 2018.

Ebrado, Hesther. Festivals to celebrate in February. *Masawa Press*, January 16, 2019. <https://masawapress.com/news/2019/1/16/festivals-to-celebrate-in-february.html>

- _____
- _____
- _____
- _____



What I Have Learned

What are your realizations as you journey through this lesson? Before moving forward, reflect on the important points that you found helpful and challenging by completing the sentences.


Jot Your Insights

After doing all the activities in this module, I learned that bibliography is _____

I realized that I need to improve my _____

For me, the most difficult part of the lesson is _____

I believe writing a bibliography is important because _____



What I Can Do

In this part of the module, you will transfer your new knowledge or skill into real life situations or concerns. This will serve as evidence of your understanding of the target concept and skills.

Activity 1: Entry It Right

Prepare a bibliography for the following references below observing the correct use of punctuation marks and proper indentation. Arrange the list in alphabetical order. Write your answers on a separate sheet of paper.

1. You are writing an essay about improving your listening skills in English. You found a book in your library titled “How to Improve Your Listening Skills” written by Belinda Gomez and Francisco Conde. The book was published by Lawig Publishing, Inc. in Bayugan City and its copyright year is 2017.
2. You also found an article from a journal titled Journal in Early Education which you got from the Periodicals Section. The title of the article is “Improving Listening Skills of Preschool Pupils Through Nursery Rhymes” written by Allan Perez, Gina Cruz, and Alma Campos. The serial information is Volume 11, Issue No.6, Published December 2017, pages 17-23.
3. After getting the important information you found in the book, you then decided to search on Google. You clicked on a website article titled ‘Ten Ways to Improve Your Listening Skills’. It was posted on a website named iTeach Magazine, and the author of that article is Lesly Sanchez. The article was published on August 4, 2018. The URL is <https://iteachmag.com/articles/ten-ways-to-effective-listening/#79e391>

Activity 2: Search and Visit Asia

Choose three (3) tourist attractions below. Visit their website links to know interesting facts or information. Make a bibliography entry of it.

Place	Country	Link
Taj Mahal	India	https://foundtheworld.com/taj-mahal/
Tokyo	Japan	https://www.insider.com/tokyo-japan-named-best-big-city-travel-2019-10
Bangkok	Thailand	https://bangkokattractions.com/fun-facts-about-bangkok/
Siargao Island	Philippines	http://dumaguemetropost.com/things-you-didnt-know-about-siargao-p9667-731.htm
Jeju Island	South Korea	https://edition.cnn.com/travel/article/things-do-jeju-island/index.html



Assessment

How was your experience in doing the various activities in this module? Which activity did you find most enjoyable? At this part, let's now evaluate your level of mastery in achieving the learning competency by answering the assessment.

Read the questions carefully and write the letter of the correct answer.

1. The word "bibliography" originated from the Greek words '*biblion*' meaning a book and '*graphia*' meaning to _____.
A. copy B. listen C. read D. write
2. What does the Latin phrase **et al.** mean?
A. among others B. and others C. for example D. with others
3. What punctuation is used to separate the information in a bibliography entry?
A. comma C. period
B. exclamation point D. quotation mark
4. Which of the following print materials refers to a scholarly published periodical containing articles written by researchers, professors, and other experts?
A. books B. journals C. magazines D. newspapers
5. Which of the following refers to any materials or information taken from the internet?
A. Instagram B. Online C. social media D. YouTube
6. Why is it important to cite the sources of information that you used in your research? It is important because it _____.
A. gives credit to the author
B. is required by the teacher
C. is generally a part of an essay
D. shows you made an effort in doing your assignment
7. Which part of a report can bibliography be found? It can be found in the _____.
A. middle of a research C. beginning of a research
B. last page of a research D. introduction part of a research

8. When a learner is required to do research on his/her assignment, which of the following should be the most appropriate action?
A learner _____.
- A. posts his/her question on Ask.com and waits for someone to answer it.
 - B. does the research on the internet and directly copies what is immediately posted on Google.
 - C. gets in formation from various websites and acknowledges the author by writing the sources found.
 - D. waits for his/her classmates to do their assignment first so he/she could copy it
9. Which should NOT be a purpose for creating an annotated bibliography? It should not be created to _____.
- A. avoid plagiarism
 - B. help other researchers
 - C. burden writers in doing their research
 - D. show respect to the author of the source used
10. Maria is annotating or marking a book source which she used for her report in Human Body Parts. In which part of the book can she find the year of publication?
- A. back cover
 - B. cover page
 - C. copyright page
 - D. table of contents
11. Which of the following statements is TRUE about bibliography? It is a _____.
- A. sample of books to read later
 - B. list of sources used in a research
 - C. place to go and check out books
 - D. list of books students need to buy
12. One of the reasons why a learner needs to cite sources of information used in his/her research is to show his/her credibility as a writer. This means that the learner_____.
- A. made his/her own research
 - B. used reliable information in his/her research
 - C. copied his/her work from his/her classmates
 - D. read a lot of books to include in his/her research

13. Which of the following is an example of a correct bibliography entry?
- A. DESOLO, Christian. "Preventing COVID-19 in Your Household". *Philippine Health Bureau*, July 17, 2016. <https://philhealthbureau.org/philippines/preventing-covid19-in-your-household>
 - B. **Desolo, Christian**. "Preventing COVID-19 in Your Household". *Philippine Health Bureau*, July 17, 2016. <https://philhealthbureau.org/philippines/preventing-covid19-in-your-household>
 - C. Desolo, Christian. "Preventing COVID-19 in Your Household". *Philippine Health Bureau*, July 17, 2016. <https://philhealthbureau.org/philippines/preventing-covid19-in-your-household>
 - D. Desolo, Christian. "Preventing COVID-19 in Your Household". **Philippine Health Bureau**, July 17, 2016. <https://philhealthbureau.org/philippines/preventing-covid19-in-your-household>

14. What is wrong with the format of this sample annotated bibliography entry in Chicago Manual of Style format?

Ferrer, Loisa. "Women in the Philippines: Inspiring and Empowered." *Filipina Society*, Accessed July 8, 2011. <https://filipinasociety.org/philippines/women-philippines-inspiring-and-empowered>

- A. the proper indention
 - B. the proper punctuations
 - C. the format of the date accessed
 - D. the way the author's name is written
15. Which of the following bibliography entries contains a complete information of the source?
- A. Amparo, Elmer. The Government of Early Philippine Society. Lipad Publishing Group.
 - B. Pamano, Alma, and Burdeos, Kris. "The Beautiful Islands of Dinagat." *One Mindanao*.
 - C. Yagong, Michelle and Pineda Afonso. "Festivals in the Philippines."
 - D. Zapico, Leo. "First Filipino Bags Gold in Olympics." National Press, Aug. 17, 2018.



Additional Activities

The following additional task shall give you more practice to enrich your knowledge in citing sources.

Design It!

Design your own cover page of a book or website. Do not forget to include all the bibliographic information of the book or website. Draw/Illustrate your work neatly in a separate sheet of paper. Below is the rubric in rating your work.

Criteria	Rating			
	5	4	3	2
Required Elements	Output goes over and above all the required elements stated in the directions & instructions.	Output includes all of the required elements as stated in the directions/ instructions.	Output misses one to three of the required elements as stated in the directions/ instructions.	Output misses four or more required elements.
Neatness and Attractiveness	Exceptionally attractive and particularly neat in design and layout	Attractive and neat in design and layout	Acceptably attractive but may be messy at times and/or show lack of organization	Distractingly messy or very poorly designed. Does not show pride in work.
Overall Effectiveness and Completion	Output is engagingly organized and presents material that is captivating for the viewer.	Output is somewhat organized, complete and holds the attention of the viewer	Output is disorganized and incomplete at times and is somewhat able to hold the attention of the viewer	Output is incomplete and not easy to follow



Answer Key

What I Know	What's In	What's More	Assessment 1	Assessment 2. Let's Practice	Assessment 3. Correct It	What I Can Do	Activity 1. Entry it Right	Assessment
1. C 2. D 3. B 4. C 5. C 6. B 7. B 8. C 9. B 10. A 11. B 12. C 13. A 14. D 15. C	1. C 2. A 3. A 4. D 5. D	<p>Assessment 1</p> <p>Gerónimo, Rose. <i>The Modern Heroes of Today</i>. Davao: Tarsier Press Company. 2016.</p> <p>1. Author's name 2. 4th paragraph 3. book 4. 2nd and 3rd line 5. colon</p>	<p>Activity 2. Solve the Puzzle</p> <p>1. e-books 2. online source 3. bibliography 4. print 5. and others 6. newspaper 7. magazine 8. quotation mark 9. graphia 10. journal</p>	<p>Assessment 2. Let's Practice</p> <p>1. Book Timong, Gregorio and Impaz, Juana. <i>José Rizal: A Genius and National Hero</i>. Metro Manila: Mega Publishing Inc., 2014</p> <p>2. Journal Aquino, Maria, Santos, Soledad and Cruz, Jose. "The Advancement of Women Empowerment in the Philippines." <i>Journal on Social Studies</i> 8, No. 1 (2011): 54-58.</p> <p>3. Magazine Miranda, Antonio. "The Ruins in Bacolod City." <i>Mabuhay Philippines</i>, January 2018</p> <p>4. Online Newspaper Lopez, Melissa Luz. "Quarantine rules for provinces may be relaxed further after June 15 – Roque." CNN Philippines, June 8, 2020. https://www.cnnphilippines.com/news/2020/6/8/provinces-modified-GCQ-may-be-relaxed-June-15.html</p> <p>5. Website Durango, Fe. "Keeping A Strong Faith." <i>Serving Others</i> as Serving God, March 8, 2016 https://www.strongfaith.net/serving-others-as-serving-god. *answers may be in any order*</p>	<p>Assessment 3. Correct It</p> <p>1. Place published 2. Journal title 3. Published date 4. Accessed date 5. URL</p> <p>Alphabetize bibliography entries Insert hanging indention Remove underline in titles of periodical sources Enclose title of articles from periodical sources with quotation mark Insert copyright year in book bibliography entry.</p>	<p>What I Can Do</p> <p>2017 Gomez, Belinda and Conde, Francisco. <i>How to Improve Your Listening Skills</i>. Bayugan: Lawig Publishing, Inc., 2017</p> <p>Perez, Allan, Cruz, Gina and Campos, Alma. "Improving Listening Skills of Preschool Pupils Through Nursery Rhymes." <i>Journal in Early Education</i> 11, No. 6 (2017): 17-23.</p> <p>Sanchez, Lesley. "Ten Ways To Improve Your Listening Skills." <i>Teach Magazine</i>, August 4, 2018. https://teachmag.com/articles/ten-ways-to-effective-listening/#79e391</p>	<p>Activity 1. Entry it Right</p>	<p>1. D 2. B 3. C 4. B 5. B 6. A 7. B 8. C 9. C 10. C 11. B</p>

References

- "Bibliography". In *English 8 Learners' Material*. Philippines: Department of Education.pub (unpublished)
- Godoy, Fay Ann. "Cite it Right: Contextualized Strategic Intervention Material English 10." *Department of Education*, 2018. <https://lrmds.deped.gov.ph/pdf-view/16061>
- Kiddle Encyclopedia. "Bibliography Facts for Kids." May 22, 2020. <https://kids.kiddle.co/Bibliography>
- Orcullo, Ramon Jr. "Solid Faith." *Department of Education Caraga Region*, June 2, 2020. <http://caraga.deped.gov.ph/solid-faith/>.
- Red Deer College Library. "Chicago Citation Style 17th Edition." June 16, 2020. <https://rdc.libguides.com/chicago>
- Soriano, Pamela, Villame, Rovi Gem, Calumba, Kriza Faye, Alviola, Juma Novie , Delima, Aileen Grace, Alviola, Pedro IV, and Bayoga, Emma Ruth. "Utilization Of 'Alugbati' (*Basella Alba L.*) Leaves Powder To Increase Vitamin A Content Of Fresh Egg Noodles." *Philippine Journal of Science* 149, no. 2 (2020): 273-281. <http://philjournalsci.dost.gov.ph/97-vol-149-no-2-june-2020/1185-utilization-of-alugbati-basella-alba-l-leaves-powder-to-increase-vitamin-a-content-of-fresh-egg-noodles>.
- Westmark School "Creative Project Assessment Rubric." Accessed June 26, 2020. https://www.westmarkschool.org/uploaded/photos/1617/Summer_Reading/Creative_Project_Assessment_Rubric.pdf

For inquiries or feedback, please write or call:

Department of Education - Bureau of Learning Resources (DepEd-BLR)

Ground Floor, Bonifacio Bldg., DepEd Complex
Meralco Avenue, Pasig City, Philippines 1600

Telefax: (632) 8634-1072; 8634-1054; 8631-4985

Email Address: blr.lrqad@deped.gov.ph * blr.lrpd@deped.gov.ph